

Match that Tool!

Directions: Match the pictures in the attached diagram to the proper term found in the word bank below and explain the function of that laboratory tool with respect to the biology classroom. You may use your textbook or the Internet to help you.

Word Bank

Beaker

Bunsen Burner

Coverslip

Dissecting Pins

Dissecting Scissors

Dissecting Tray

Medicine Dropper

Forceps

Funnel

Graduated Cylinder

Glass Slide

Hand Lens

Metric Ruler

Microscope

Petri Dish (culture dish)

Pipette

Probe

Safety Goggles

Scalpel

Test Tube


Test Tube Rack

Thermometer


Triple-beam Balance

Letter	Tool Name	Function of Tool
a		
b		
c		
d		
e		
f		
g		
h		
i		
j		
k		
l		
m		

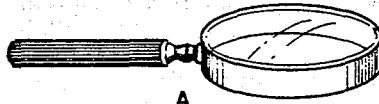
n		
o		
p		
q		
r		
s		
t		
u		
v		
w		



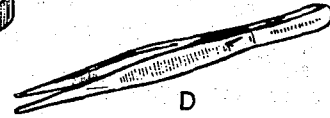
See lab equipment on next page.....



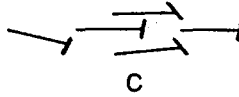
B




A



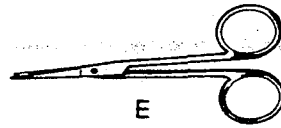
D



C



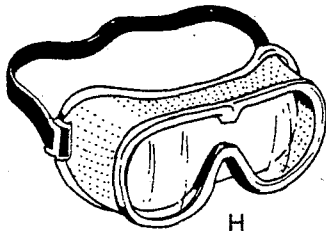
F



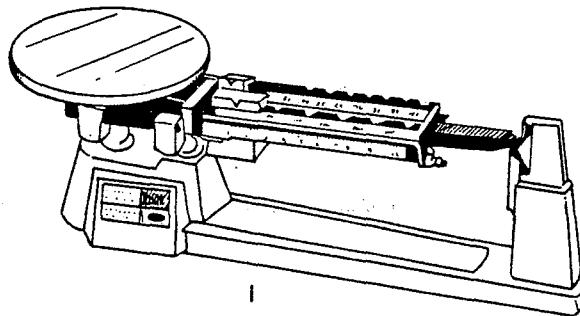
E



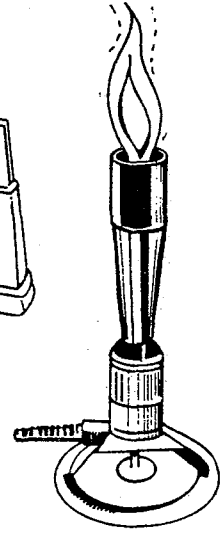
G



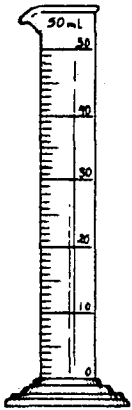
H



I




N



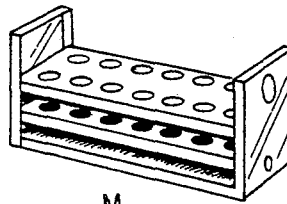
J




K




L



M




P



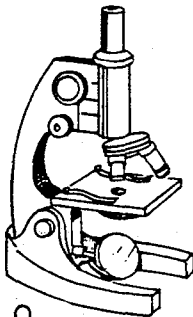
O



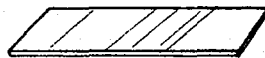
U



V




Q




R



S



T



W

